

THE MARK OF OLDER AMERICANS ACT

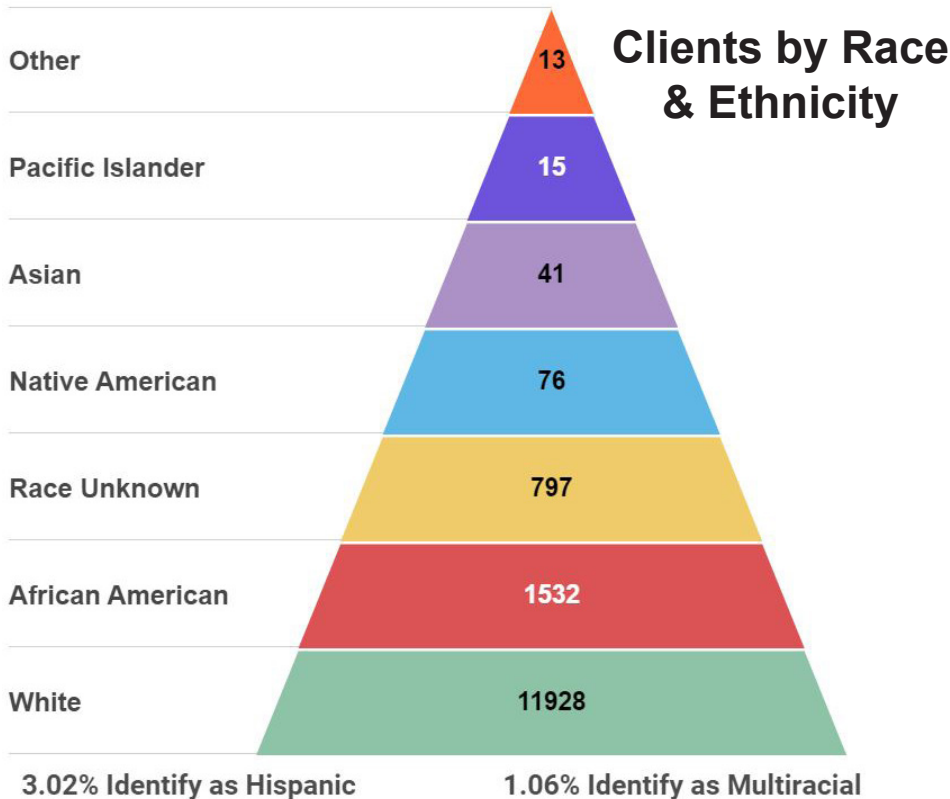
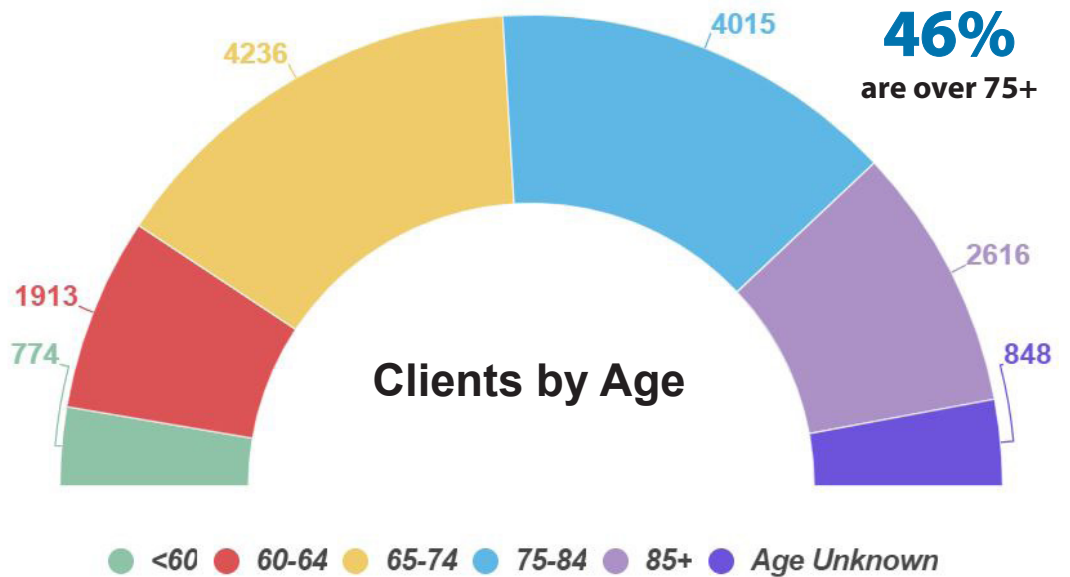
\$7,635,660 in service funding



AAAWM and our network of partners served

14,402

total clients



42.16%


lives alone



28.36%

below poverty

Top 5 Services



Information & Assistance



Nutrition



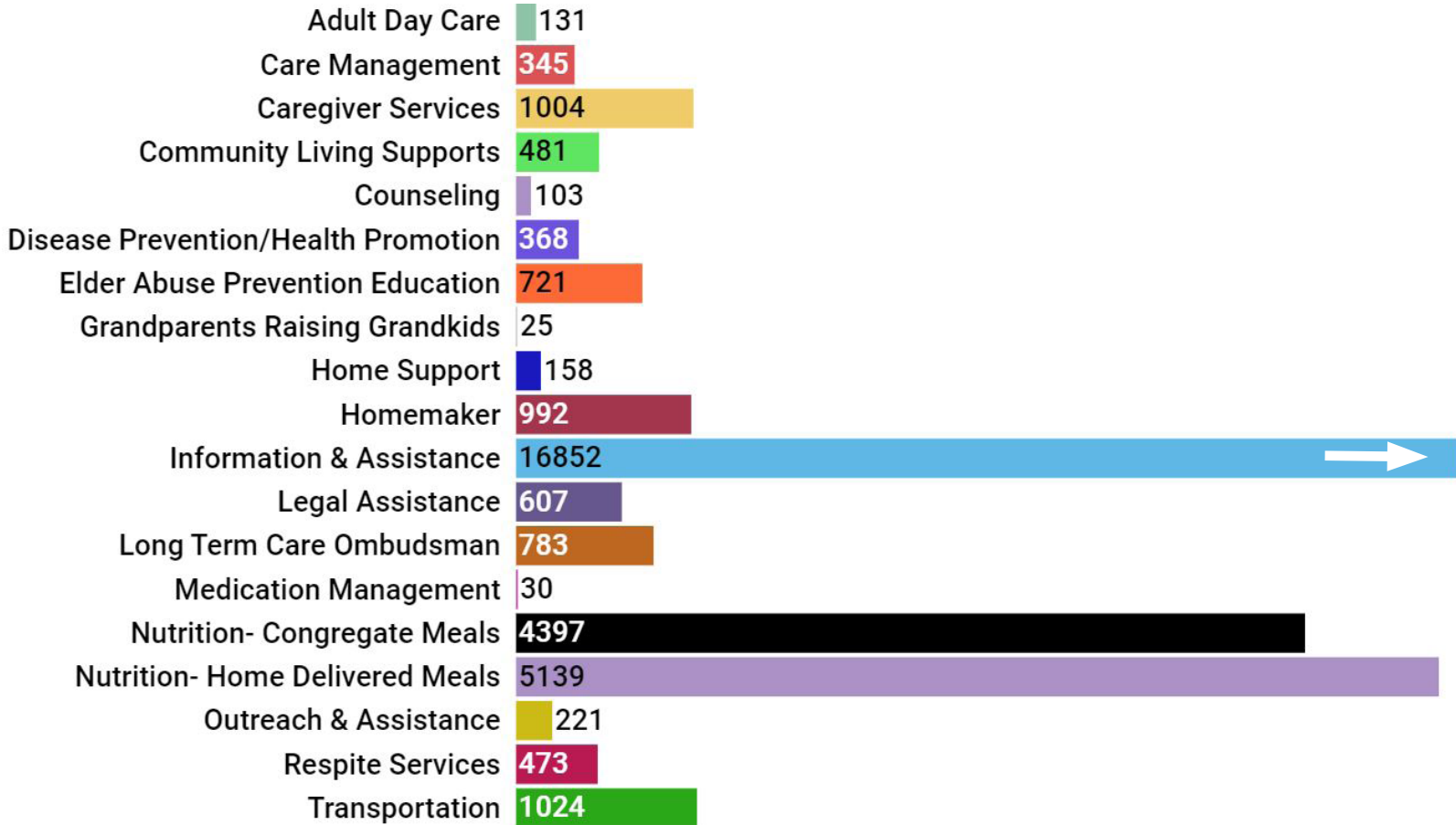
Caregiver Support Services



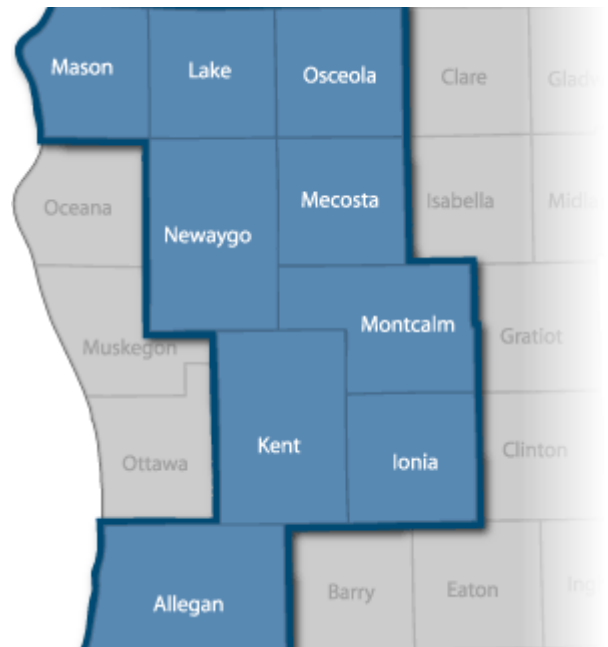
Homemaker



Transportation



County	Clients Served	Percent
Allegan	761	5.28%
Ionia	1,171	8.13%
Kent	5,901	40.97%
Lake	683	4.74%
Mason	950	6.60%
Mecosta	764	5.30%
Montcalm	926	6.43%
Newaygo	881	6.12%
Osceola	728	5.05%
Other	195	1.35%
County Unknown	1,442	10.01%



THE MARK OF THE KENT COUNTY SENIOR MILLAGE

2019 FISCAL YEAR

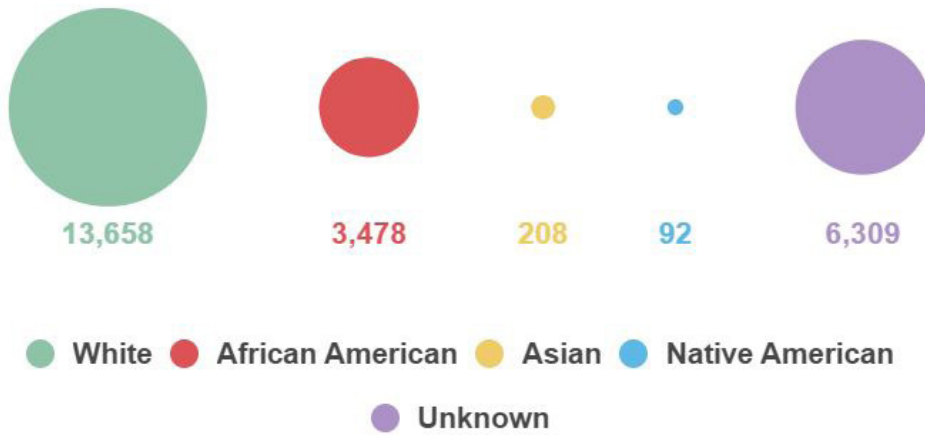
\$11,192,600 in service funding

AAAWM and our network of partners served

23,745
total clients

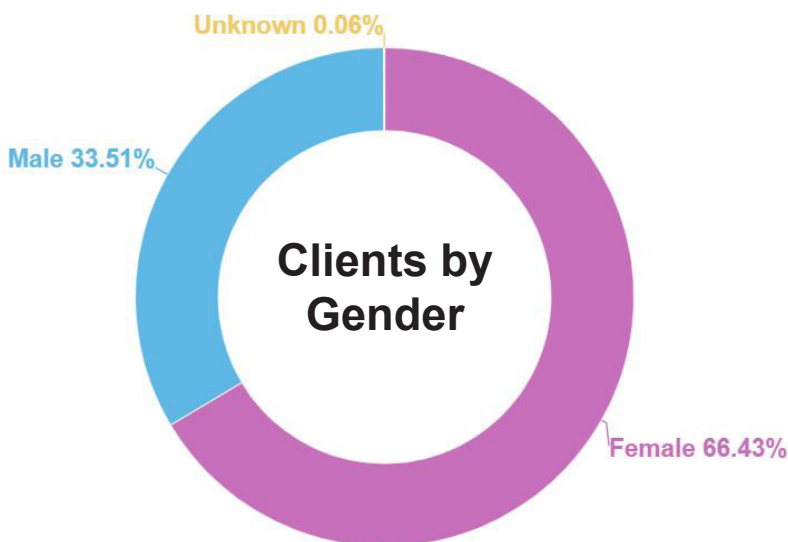


Clients by Race & Ethnicity



1,051 clients identify as Hispanic

Kent County Senior Millage



Top Services (by # of clients)

- Information and Referral- 5,635
- Medicare/Medicaid Assistance Program- 4,791
- Outreach & Assistance- 2,387
- Senior Food Pantry- 2,067
- Transportation-Assisted- 1,979
- Home Delivered Meals- 1,615
- Care Management- 1,074
- Long-Term Care Ombudsman- 1,058

FINANCIAL REPORT 2019

- Medicaid Waiver Services- \$20,728,839
- Kent County Senior Millage Services- \$10,347,975
- Care Management- \$6,102,402
- Home Delivered Meals- \$2,700,753
- In-Home Services- \$2,278,979
- Administration- \$1,656,728
- Supportive Services- \$1,368,489
- Congregate Meals- \$1,045,384
- Program Development- \$183,701
- Foundation & Mini Grant Programs- \$57,335

